









**PRODUCT INFORMATION**

Rawlplug code	Coating	Drill							Anchor
		ZP	ZF	5.0	6.0	8.0	10	14	Lenght 35-160
 R-LX-HF	✓	✓	✓	✓	✓	✓	✓	✓	✓
 R-LX-CS	✓	✓	✓	✓	✓	✓	✓	✓	✓
 R-LX-I	✓	✓	✓	✓	✓	✓	✓	✓	✓
 R-LX-E	✓	✓	✓	✓	✓	✓	✓	✓	✓
 R-LX-P	✓	✓	✓	✓	✓	✓	✓	✓	✓
 R-LX-H	✓	✓	✓	✓	✓	✓	✓	✓	✓

**SUBSTRATE MATERIAL**

Cracked concrete,  
non-cracked concrete, reinforced concrete



The thread on the R-LX screws bite into the concrete enabling secure transfer of high loads. This allows you to use it without constraints where you were once forced to replace a mechanical anchor with a bonded one.

**INSTALLATION GUIDE**

You can adjust the screw positioning after fixing.

As confirmed by the European Technical Assessment (ETA) conforming with EAD 330232-00-0601 and 330011-00-0601, the screw position can be adjusted twice within a range of up to 1 cm without compromising its load capacity.



1. Drill a hole to the required diameter and depth.
2. Clean the hole of drilling dust using a brush and a blowpump.
3. Insert a screw into the hole through the fixture and use a torque wrench to tighten it to the required tightening torque.
4. If necessary ease the screw to place a washer, and then tighten it for optimum fixing effect.

Rawlplug Ltd  
Skibo Drive  
Thornliebank Industrial Estate  
Glasgow G46 8JR

Tel: +44 (0) 141 6387 961  
Fax: +44 (0) 141 6387 397  
rawlinfo@rawlplug.co.uk  
www.rawlplug.co.uk



**EasyFix**

**TOOLS FOR DESIGNERS**

Our original application dedicated to engineers and designers. This simple, yet multi-functional tool enables you to run calculations and develop designs using Rawlplug fixings. EasyFix is a guarantee of reliability and safety, since both the program itself and the calculations it delivers conform to the standards defined in European Technical Approval Guidelines (ETAG).



Available to **DOWNLOAD** at  
[easyfix.rawlplug.com](http://easyfix.rawlplug.com)

**R-LX**

**DOUBLE THREAD, DOUBLE POWER.  
ETA OPTION 1 APPROVED**

New line of R-LX screw-in anchors from Rawlplug



**HIGHLIGHTS**

**Trust & Innovation**

[www.rawlplug.co.uk](http://www.rawlplug.co.uk)





## “DOUBLE THREAD, DOUBLE POWER. ETA OPTION 1 APPROVED

Wide range  
of applications



Scan the QR code  
for more information

### SELF-TAPPING CONCRETE SCREW



The R-LX is an innovative mechanical anchor. The impressive speed and simplicity of installation as well as small edge distance requirements make it unrivalled in many applications. It is exactly what you need to install a large number of fixings in a short time.



Hexagonal head screw  
with washer  
**R-LX-HF**



Externally threaded  
head screw  
**R-LX-E**



Countersunk head screw  
**R-LX-CS**



Button head screw  
**R-LX-P**



Internally threaded  
head screw  
**R-LX-I**




Hexagonal head screw  
for temporary installation  
**R-LX-H\***

[www.rawlplug.co.uk](http://www.rawlplug.co.uk)

\*Not included in ETA assessment.

## Quick, efficient and secure anchoring



EasyFix

The product is fully supported  
by Easy Fix design software



Removal and  
multi-functional  
use



6 screw head  
variants for  
easy adaptation  
to fixing into substrate

Main thread's  
distinctive outline  
to **maximise  
the undercut**

Design facilitating  
transfer of tightening  
torque to thread

Perfect tip profile  
making application easy

Unique  
and **patented  
thread profile**

Double thread that ensures  
**optimum load capacity**



## “STRENGTH OF A SINGLE SCREW

The ring-like structure and the special high-low type thread is a perfect combination of features that enables the thread to bite into the material and develop a reliable and lasting joint. The functioning of our concrete screws is not based on the expansion principle, but they undercut the substrate in order to be able to transfer increased loads. There is more to that, since the design of the screws enables them to efficiently and evenly distribute the forces affecting them over the entire thread. In practice, this means that force distribution in the substrate is analogical to that of elements embedded in concrete. And the effect? Rawlplug's R-LX anchors attain the highest available load capacity compared to other anchors in the class. **STRONG JOINT.**

## CORROSION PROBLEM – SOLVED

Our solution is so powerful owing to the innovative forging and heat treatment process. Not only does it ensure high steel class in the final product, it also enables multiple use in installation. The process has allowed us to eliminate the risk of what is referred to as hydrogen embrittlement which haunts contractors when they decide to use products made of high hardness carbon steel. Moreover, the R-LX screws have been designed in two variants, and come with high-quality zinc electroplated finish or zinc-flake finish of even higher corrosion resistance. The anticorrosive characteristics of the brand's products have been confirmed in a salt spray chamber test with the result being 1,500 hours! It has ascertained us that the R-LX screws are suitable for certain applications in environments as corrosive as class C4. **100% CERTAINTY OF CORROSION PROTECTION.**

## ASTONISHING INSTALLATION SIMPLICITY

Just drill a hole to a diameter slightly smaller than the screw itself by following the clear drill size guidelines provided in the screw product code. A hole therefore prepared ensures appropriate screw guiding while its main thread will create precise undercutting of the substrate material as you screw it in. Since this is a one-piece fixing solution, you don't need to use any washers or nuts. Additionally, the screws require no special tools for installation, and even more importantly – they can be completely removed when needed without making any damage. **IT'S SIMPLE.**

## EVERY CONTRACTOR'S NEEDS SATISFIED

There is another reason why this product is truly worth your while. The R-LX line is very extensive, encompassing even highly specific requirements and satisfying the needs of professionals from all construction segments. Rawlplug's screws come with as many as 6 different head variations: hexagonal version with integrated washer, countersunk version for flush installation, internally threaded socket version, threaded rod version, cylinder head version and hexagonal version without integrated washer for temporary fixing. Additionally, each variant covers diameters from 5 to 14 mm and lengths of up to 200 mm. **AS YOU NEED IT.**

